

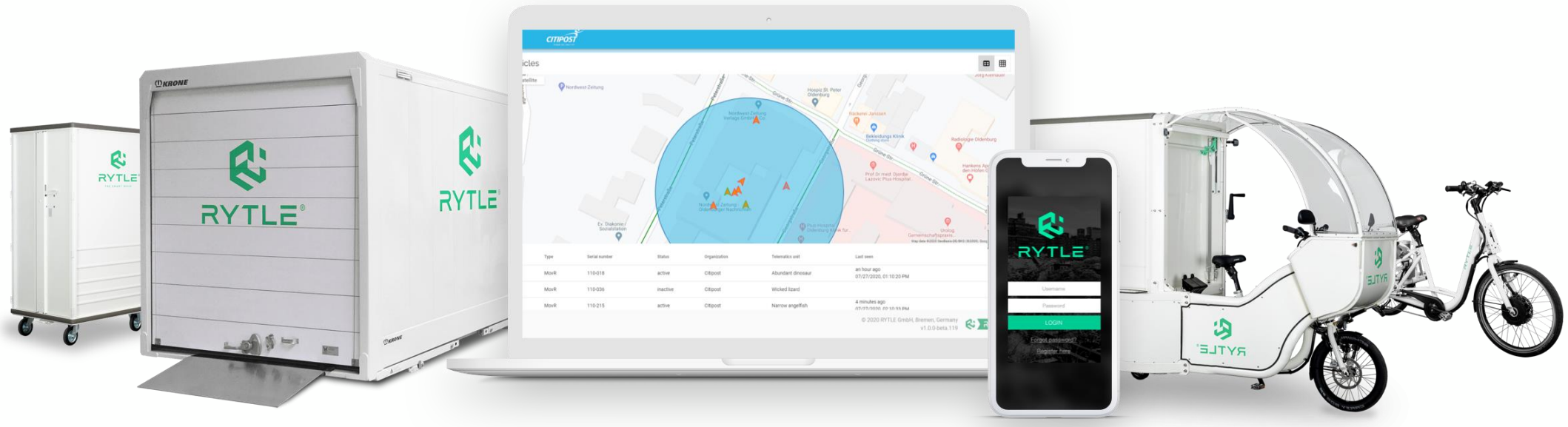


Smart Move - Logistic Ecosystem



RYTLE Vision

Leading the disruption in last mile emission-free urban delivery



*RYTLE is the **#1 last mile logistics ecosystem provider** in the world's greatest cities.*

*RYTLE **increases quality of life** for all affected:*

*urban residents, delivery drivers,
delivery companies, retailers,
local authorities
and urban planners.*

- <https://www.youtube.com/watch?v=HfLOIIJcbJA>

RYTLE Solution for companies with logistics needs

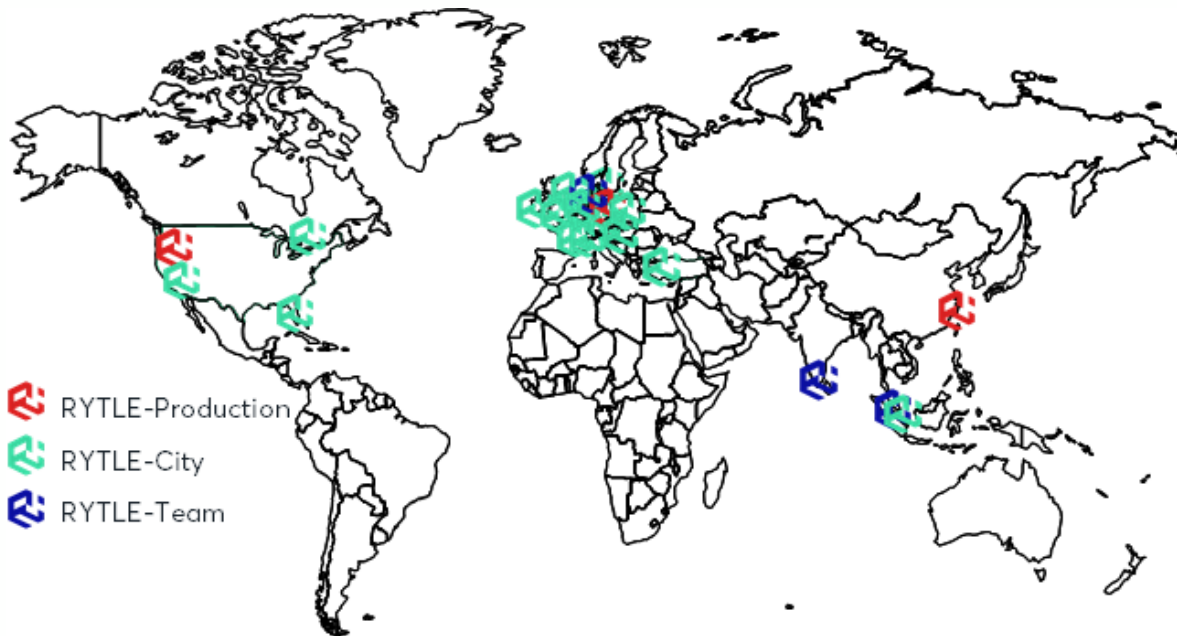
The Connection of IoT-enabled RYTLE infrastructure increases performance



boost in performance: 10 x faster parcel loading vs. current industry process

RYTLE Achievements

RYTLE customers, partners and cities are live worldwide



> 50 cities | increasing orders, industries, awards



RYTLE Achievements

One of the key customers is Deutsche Post DHL Group



+

BESTANDTEILE



+ HUB inklusive Hydrauliksystem und Telematik

Weiterentwicklung des Standardproduktes

Hydraulisches Hubsystem

Gesamthöhe 2.750 mm

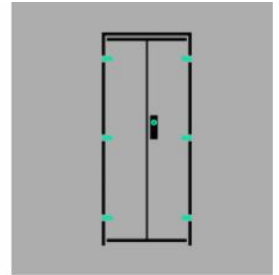
Verbesserter City Hub (Standardprodukt)

Ladevolumen: 9 Boxen

Leichtbauweise für E-Transport

"Ebenerdiges Parken"

Dezentralisiert und flexibel



+

BOX

Smart und Multifunktional

Abmessung:
1200 x 800 x 1800 mm (L x B x H)

Verschiedene Varianten: Dry, Fresh und Easy

Anbauteile für Stückgut: Palettentransport

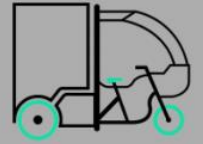
Digitales Verschlusssystem

Smart & funktional (austauschbarer Anhänger)

Einfach zu bewegen dank Leichtlaufrollen

Geeignet für jeden MOVR

≈2m³ für Pakete, Briefe, Pharmazeutika, Speisen und Getränke



MOVR

ergonomisch und
anwenderfreundlich

- 2 Unabhängige E-Motoren
- 200 Nm
- elektr. Differenzial
- Nutzlast 180 kg
- Industrialisierung abgeschlossen
- Ersatzteile weltweit verfügbar
- Führerscheinfrei
- Versicherungsfrei
- Zusätzlich abschließbarer Vorderkorb und Fahrerfach
- Ergonomisches und benutzerfreundliches Design
- geringer Wartungsaufwand
- nur eine Person für die Handhabung erforderlich

Rytle MovR – can be customised to suit your needs

Customized swap boxes allow to switch transport option in fewer handles



Standard box



Mail option



Layout for inlays



Euro-pallet option



Mobile repair shop



Cooling inlays



Cooling option



Clothing option

Rytle Triliner – can be customised to suit your needs

Quick & easy system allows to switch transport option in fewer handles



Base Model

Simple metal loading area
W 620mm x L 835mm

Lattice Box

Plastic. Available in different heights
W 600mm x L 800mm (half Euro pallet)



Soft Box

Lightweight metal-reinforced plastic, water proof
Rear Box: L 835mm x W 620mm x H 790mm

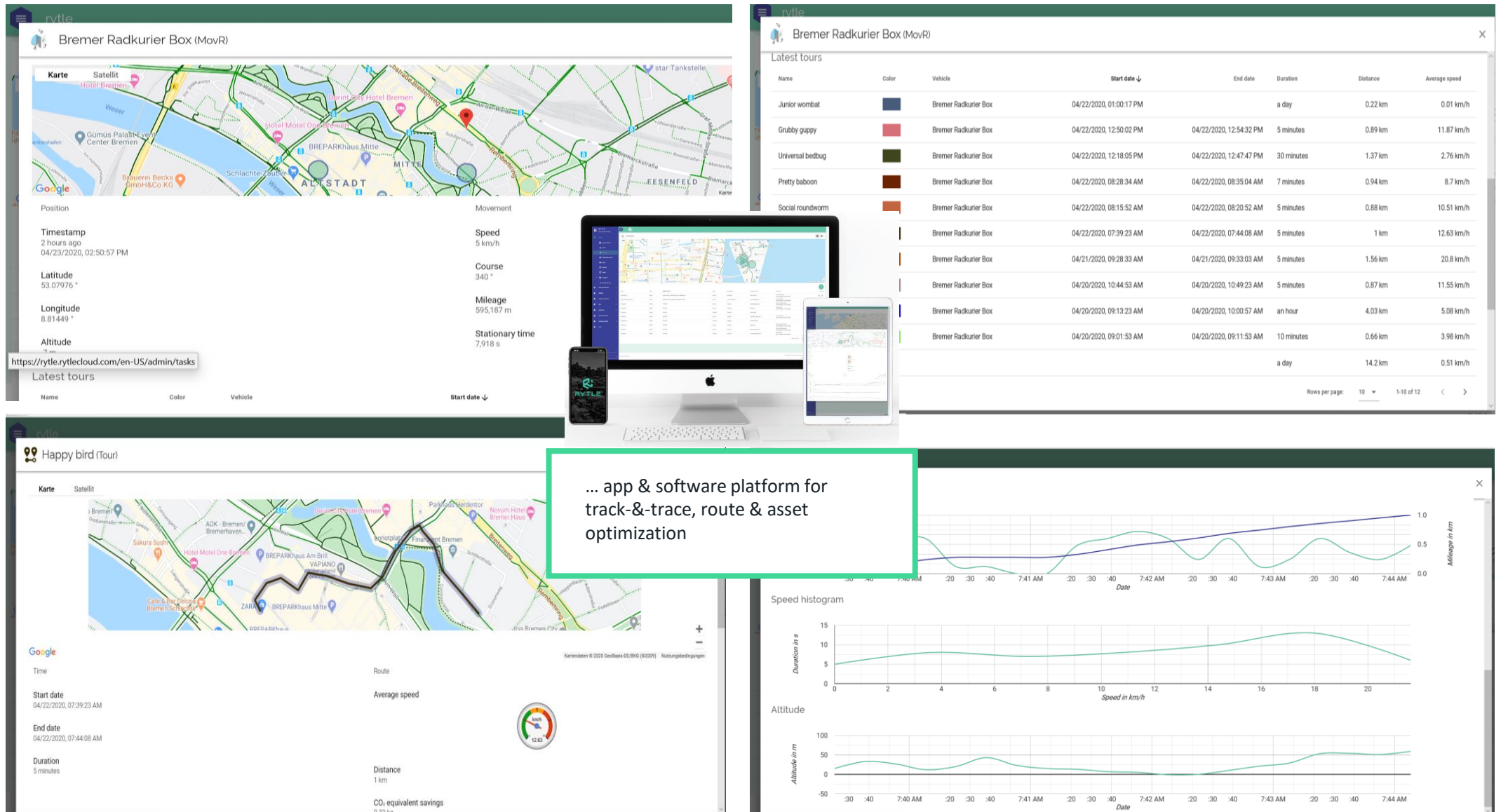


Aluminium Box

Available in different heights; can be equipped with RFID lock
L 829mm x W 615mm x H 1,000 or 1,200mm

Rytle Software – allows to track your vehicles

Never miss an event during your delivery process



Clear insights about necessary information of your RYTLE vehicle



RYTLE®

THE SMART MOVE